

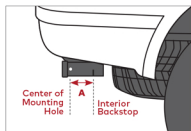
# Follow Fit Measurements

Because hitch receivers can be installed to the vehicle in many different ways it is important to check the provided fit measurements for compatibility. Find the products that fit your Class receiver and locate the A,B,C, and D measurements that associate with the product.

Hitch Measurements					
Product	A	B	C	D	E
EXO SwingBase	3" Min.	5.5" Max.	8" Max. (15 1/4" w/StraightShot hitch extender)	10" Min.	1.5" Min.

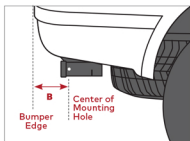
## MEASUREMENT A

An obstacle inside or behind the hitch can be present.



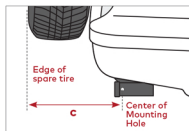
## MEASUREMENT B

Make sure the bumper will not interfere with the hitch rack.

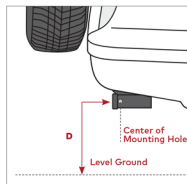


## MEASUREMENT C

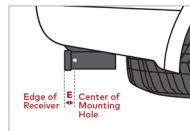
A spare-tire may interfere with the install of a rack.



## MEASUREMENT D



## MEASUREMENT E



**NOTE:** EXO SwingBase has 1 degree upward tilt to prevent sagging while under load.