

PIVOTXD™

ASSEMBLY | USER GUIDE



ASSEMBLY VIDEO

Table of Contents

1	Introduction	3
	Safety Instructions	3
	RV Compatibility & Off-Road Use Warning	5
	Hitch Capacity	6
	Parts, Tools, Important Notes & Tips	8
2	Installation	9
	Hitch Installation	9
	Rack/Cargo Installation	11
3	PIVOT™ XD Use Guide	12
	Swing Operation	12
	Safety Pin	14
4	No Worries Limited Warranty	17

SAFETY INSTRUCTIONS

PIVOTXD™

Max Weight	Weight Per Length	Off-Road Use
350lb	350 lb < 28"	250lb
158kg	250 lb < 40"	113kg
	See Weight Compatibility on page 6-7	See Off-Road Warning below

WARNING

- Do not tow with this product.
- Confirm the product you intend to use in the Pivot XD is approved by the manufacturer.
- You are responsible for confirming you do not exceed your vehicle's tongue hitch weight.
- Do not use this product upside down.
- Vertical bike rack approved; up to 4 bikes with a reduced weight capacity of 150 lbs (does not include the weight of the bike rack).
- Must mount to your vehicle's receiver directly. Do not use hitch extenders.
- Off-Road Warning: The Pivot XD is off-road rated for loads up to 250 lbs. Küat bike racks are not approved for off-road use when mounted to the Pivot XD, regardless of any individual rack off-road ratings. Customers utilizing third-party accessories assume responsibility for confirming off-road compatibility directly with the accessory manufacturer for use with the Pivot XD.
 - The Pivot XD is designed for and intended to be used off-road on non-technical terrain, at slow speeds with a weight capacity not to exceed 250lbs.
 - It should not be used on rough, washed-out, boulder-and-rut-strewn roads, while rock crawling, jumping, bogging, or other technical driving conditions.
 - Smooth gravel roads are not considered off-road.
- Do not use tarps, rain covers or wind covers with this product.
- Drive responsibly. The added distance from your hitch will amplify direction.
- Read the Limited Warranty for additional limitations on use with RV's and hitch extenders.

NOTICE

- Do not take through automatic car wash.

SAFETY INSTRUCTIONS CONT.

PIVOTXD™

Peso Máximo	Peso Por Longitud	Uso Todoterreno
350lb	350 lb < 28"	250lb
158kg	250 lb < 40"	113kg
Consulte Peso Compatibilidad en la página 6-7		Véase «Fuera de carretera» Advertencia más abajo

⚠ ADVERTENCIA

- No remolque con este producto.
- Confirme que el producto que desea utilizar en el Pivot XD esté aprobado por el fabricante.
- Usted es responsable de confirmar que no excede el peso máximo permitido para el enganche de su vehículo.
- No utilice este producto boca abajo.
- Portabicicletas vertical homologado; hasta 4 bicicletas con una capacidad de peso reducida de 150 libras (no incluye el peso del portabicicletas).
- Debe montarse directamente en el receptor de su vehículo. No utilice extensores de enganche.
- Advertencia para uso fuera de carretera: El Pivot XD está homologado para cargas de hasta 250 libras fuera de carretera. Los portabicicletas Kúat no están homologados para su uso fuera de carretera cuando se montan en el Pivot XD, independientemente de la homologación fuera de carretera de cada portabicicletas individual. Los clientes que utilicen accesorios de terceros asumen la responsabilidad de confirmar la compatibilidad fuera de carretera directamente con el fabricante del accesorio para su uso con el Pivot XD.
 - El Pivot XD está diseñado y pensado para su uso todoterreno en terrenos no técnicos, a velocidades lentas y con una capacidad de peso que no supere los 113 kg.
 - No debe utilizarse en carreteras irregulares, desgastadas, llenas de rocas y baches, ni en condiciones de conducción técnica, como escalada de rocas, saltos, atoladeros u otras.
 - Las carreteras de grava lisa no se consideran todoterreno.
- No utilice lonas, cubiertas para la lluvia o cubiertas para el viento con este producto.
- Conduzca de forma responsable. La distancia añadida desde su enganche amplificará la dirección.
- Lea la garantía limitada para conocer las limitaciones adicionales sobre el uso con autocaravanas y extensores de enganche.

AVISO

- No lo lleve a lavaderos automáticos.

Poids Maximal	Poids Par Longueur	Utilisation Hors Route
350lb	350 lb < 28"	250lb
158kg	250 lb < 40"	113kg
Consulte Peso Compatibilidad en la página 6-7		Voir Hors route Avertissement ci-dessous

⚠ AVERTISSEMENT

- Ne remorquez pas avec ce produit.
- Vérifiez que le produit que vous comptez utiliser avec le Pivot XD est approuvé par le fabricant.
- Il vous incombe de vérifier que vous ne dépassez pas le poids maximal autorisé pour l'attelage de votre véhicule.
- Ne pas utiliser ce produit à l'envers.
- Porte-vélos vertical approuvé ; jusqu'à 4 vélos avec une capacité de charge réduite à 150 lb (n'inclut pas le poids du porte-vélos).
- Doit être monté directement sur le récepteur de votre véhicule. Ne pas utiliser de rallonges d'attelage.
- Avertissement concernant l'utilisation hors route: Le Pivot XD est homologué pour une charge maximale de 250 lb hors route. Les porte-vélos Kúat ne sont pas homologués pour une utilisation hors route lorsqu'ils sont montés sur le Pivot XD, quelles que soient les homologations hors route individuelles des porte-vélos. Les clients qui utilisent des accessoires tiers ont la responsabilité de vérifier directement auprès du fabricant de l'accessoire la compatibilité hors route de celui-ci avec le Pivot XD.
 - Le Pivot XD est conçu et destiné à être utilisé hors route sur des terrains non techniques, à faible vitesse, avec une capacité de charge ne dépassant pas 250 lb.
 - Il ne doit pas être utilisé sur des routes accidentées, délavées, jonchées de rochers et d'ornières, ni lors de la conduite sur rochers, de sauts, dans des marécages ou dans d'autres conditions de conduite techniques.
 - Les routes en gravier lisses ne sont pas considérées comme hors route.
- Les clients qui utilisent des accessoires tiers sont tenus de vérifier la compatibilité hors route directement auprès du fabricant de l'accessoire, car celui-ci est homologué pour une utilisation hors route avec le Pivot XD.
- N'utilisez pas de bâches, de housses de pluie ou de housses anti-vent avec ce produit.
- Conduisez de manière responsable. La distance supplémentaire par rapport à votre attelage amplifiera la direction.
- Lisez la garantie limitée pour connaître les restrictions supplémentaires relatives à l'utilisation avec les camping-cars et les rallonges d'attelage.

AVIS

- Ne passez pas dans un lavage automatique.

Küat RV Compatibility Warning

Küat's limited warranty only covers the use of some of its receiver hitch-mounted bicycle racks with some recreational vehicles (RVs), as described below. Many types of RVs subject the rack and bicycles on it to high forces and extreme movements. Damage resulting from the use of a Küat product in violation of this section is not covered by this limited warranty.

Küat's limited warranty will cover use of any of its 2-inch receiver hitch-mounted bicycle racks on Class B type motorhomes, commonly known as van conversions (as defined in 49 C.F.R. 571.3), satisfying all of the following requirements:

- The receiver hitch is directly attached to the motorhome chassis, not just to the bumper;
- The rear-most point of the receiver hitch, where the bicycle rack will be attached, is no more than 64 inches from the rear axle of the motorhome; and
- The vehicle is a class B type motorhome as described below.

Class B type motorhomes are commonly known as van conversions and comprise a completed van-type vehicle that has been altered to provide temporary living quarters. Class B type motorhomes have a gross vehicle weight rating of 10,000 lbs or less.

In addition, (i) the 2-inch receiver Transfer™ v2, (ii) the 2-inch receiver Piston ION, (iii) the 2-inch receiver Piston Pro X, (iv) the 2-inch receiver Piston Pro, and (v) the Piston SR with 2" Hitch Adapter may be used on RVs (both motorhomes and trailers) satisfying all of the following requirements:

- The receiver hitch is directly attached to the RV chassis, not just to the bumper;
- No hitch extender or swing-away rack attachment is being used; and
- The bike rack is in its original configuration, with no add-on rack attachments.

Please check the product User Guide for load weight limits applicable to your rack when used on an RV. Lower weight limits apply.

Even if the conditions above are met, any RV may be operated in a way that will expose Küat's products to conditions that they are not designed to handle. The RV operator is responsible for operating the RV in a manner that will not overload the rack, such as by excessive speed over rough roads or speed bumps, rapid turning movements, driving the RV over changes in gradient that will bring the rack in contact with the ground, or other similar actions.

Küat Off-Road Use Warning

Küat's limited warranty only covers the use of some of its products when used off-road, as described below. Many off-road situations subject the product, bicycles, and gear on it to high forces and extreme movements. Damage resulting from the use of a Küat product in violation of this section is not covered by this limited warranty.

Küat's limited warranty will cover use of the (i) IBEX Truck Bed Rack, (ii) all IBEX Truck Bed Rack Accessories, (iii) the IBEX Panel Kit, (iv), the DEK Roof Platform, (v) the 2-inch receiver Piston ION, (vi) the Pivot XD, (vii) Pivot XD Accessory Molle Hoop, and (viii) Pivot XD Spare Tire Adapter when used off-road as described below under the following conditions:

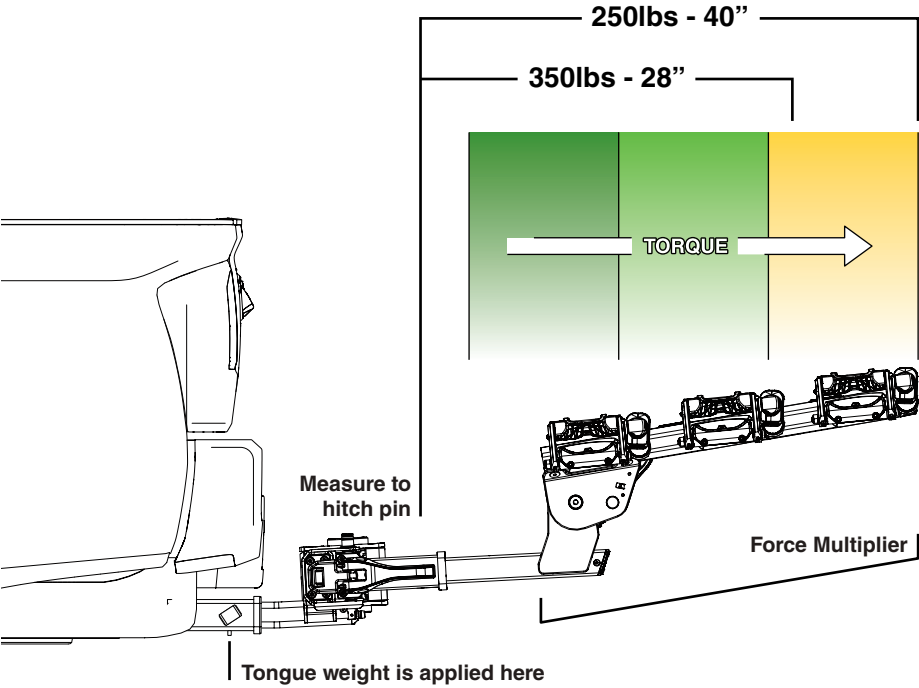
The product is used on non-technical terrain and does not require aftermarket upgrades to your 4WD suspension; and usage does not include rock-crawling, jumping, bogging, or driving on washed-out, boulder-and-rut-strewn, or other technical conditions; and The Pivot XD is not used with any Küat bike racks, regardless of any individual rack off-road ratings; and the Piston ION is mounted to dedicated 2" hitch receivers and not used with any hitch extender, hitch adapter, or swing-away product; and the product is driven at a moderate speed. Smooth gravel roads are not considered off-road.

Always check the product User Guide for load distribution instructions and weight limits applicable to your rack when used off-road. Lower weight limits apply.

Even if the conditions above are met, a product can be used in a way that will expose it to situations it is not designed to handle. The vehicle operator is responsible for being an experienced off-road driver and should operate the vehicle in a manner that will not overload the rack. The vehicle operator should also consider total load distribution when encountering rutted and/or rocky terrain, and must reduce the load, speed, or both, as necessary.

PIVOT™ XD HITCH CAPACITY

BIKE



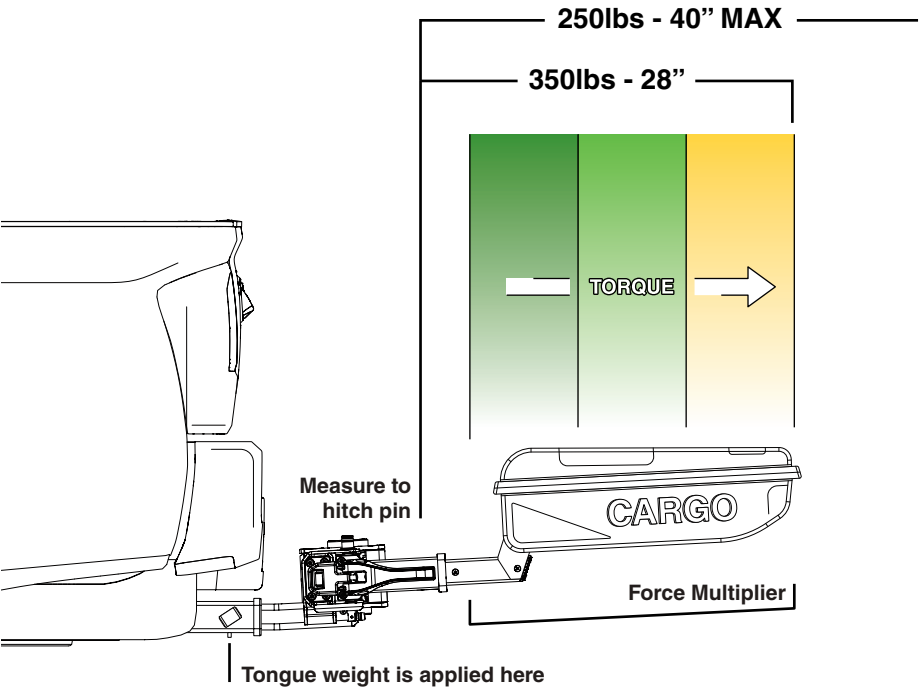
HITCH CLASS	TONGUE WEIGHT CAP.	PIVOT XD + RACK			
		1 BIKE	2 BIKE	3 BIKE	4 BIKE
CLASS 1	200 lbs	✗	✗	✗	✗
CLASS 2	350 lbs	✗	✗	✗	✗
CLASS 3	800 lbs	✓	✓	✓	✗
CLASS 4	1000 lbs	✓	✓	✓	✗

*This table is a generalized use guide for the PIVOT™ XD. Refer to your vehicle user manual for tongue weight capacity

**Rack shown is representative; Appearance may vary

PIVOT™ XD HITCH CAPACITY

CARGO

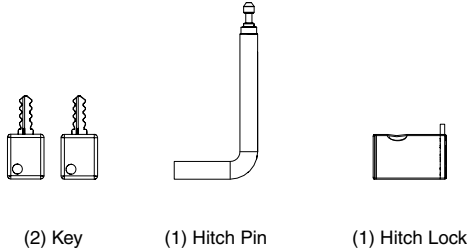


HITCH CLASS	TONGUE WEIGHT CAP.	PIVOT XD + RACK + CARGO	
		UP TO 28" DEPTH	40" MAX DEPTH
CLASS 1	200 lbs	✗	✗
CLASS 2	350 lbs	✗	✗
CLASS 3	800 lbs	350 lbs	250 lbs
CLASS 4	1000 lbs	350 lbs	250 lbs


*This table is a generalized use guide for the PIVOT™ XD. Refer to your vehicle user manual for tongue weight capacity

**Rack shown is representative; Appearance may vary

Parts



Tools



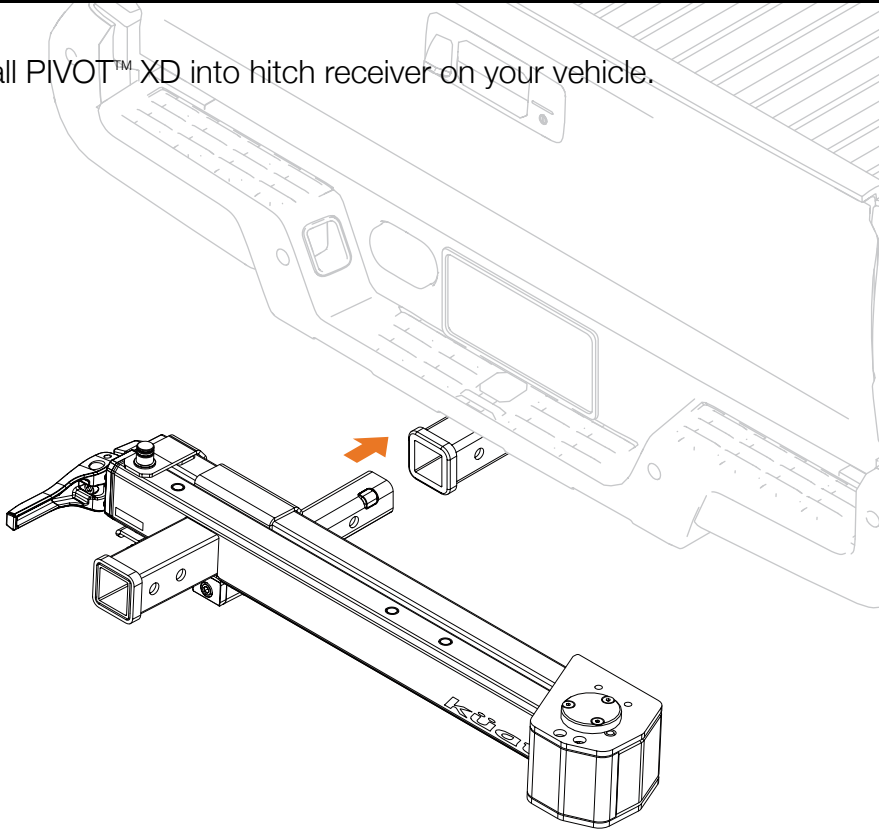
1 We recommend that you grab a friend to help keep the rack level when tightening it into the hitch.

2 Keep your rack clean! Just like your shifter and derailleur, dirt, dust, and grime can work themselves into the mechanism resulting in sub-par performance. Periodically hose and wipe down your PIVOT XD™ to keep your rack looking good and functioning smoothly.

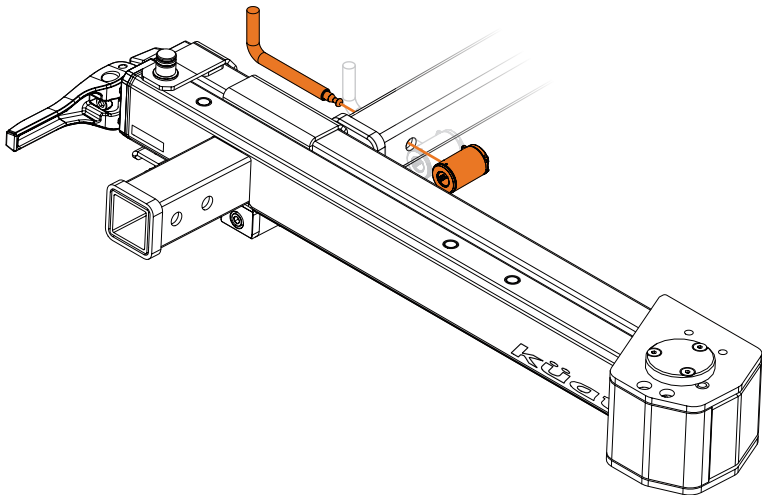
3 Estimated assembly time: None!

Hitch Installation

- 1 Install PIVOT™ XD into hitch receiver on your vehicle.



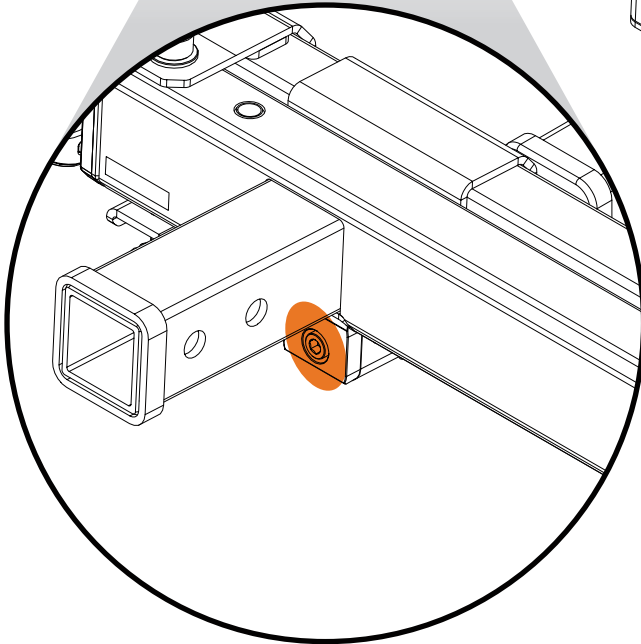
- 2 Secure with provided hitch lock.



- 3 Fully tighten the FlatLock™ Cam System using the provided 8mm Hex Wrench.

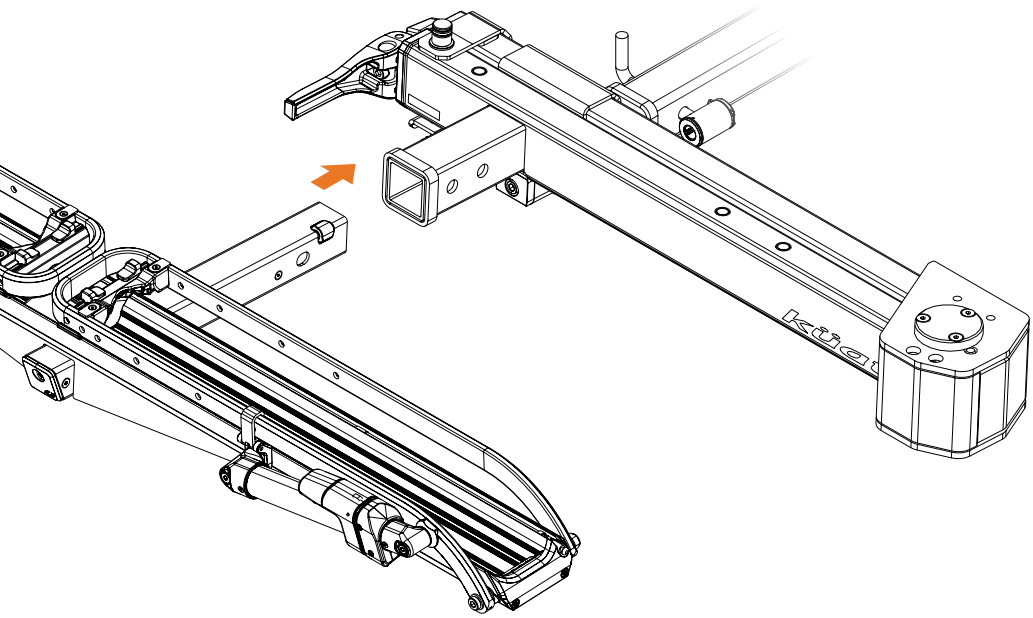
NOTICE

Lifting up slightly on the end on the Pivot XD will help get the rack tight and level.



Rack/Cargo Installation

- 1 Install rack or cargo accessory according to the manufacturer's instructions.

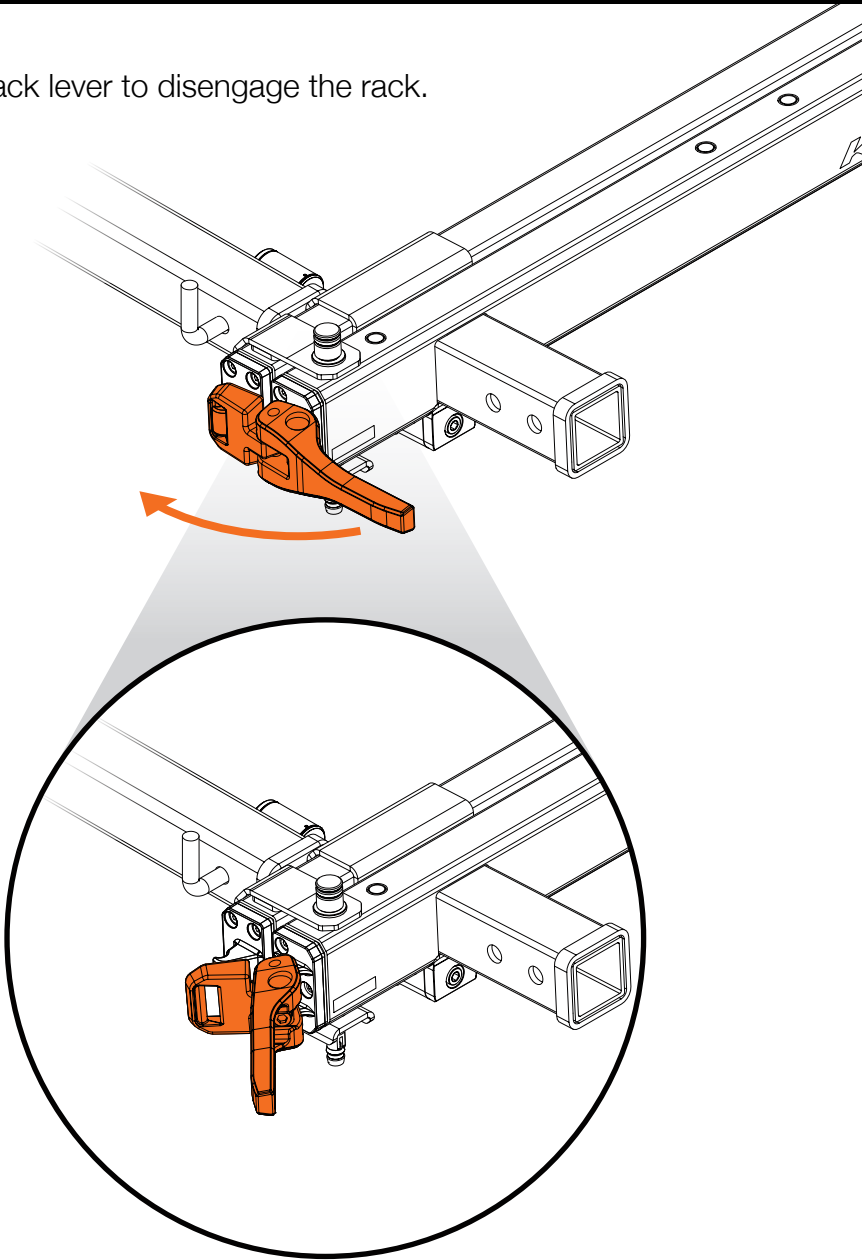


NOTICE

The PIVOT™ XD features two hitch pin holes for mounting your rack or accessory. Either position can be used — choose the one that provides the best clearance for your vehicle, rack, tailgate, or any additional accessories.

Using the PIVOT™ XD

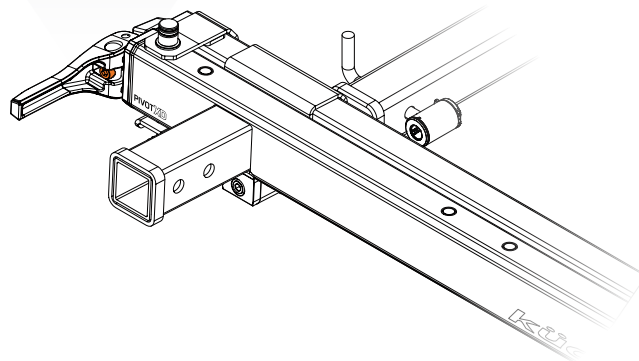
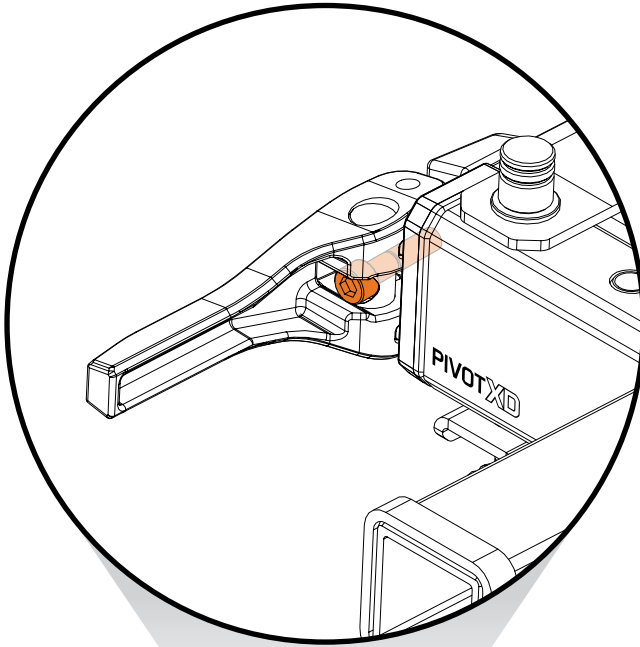
- 1 Pull rack lever to disengage the rack.



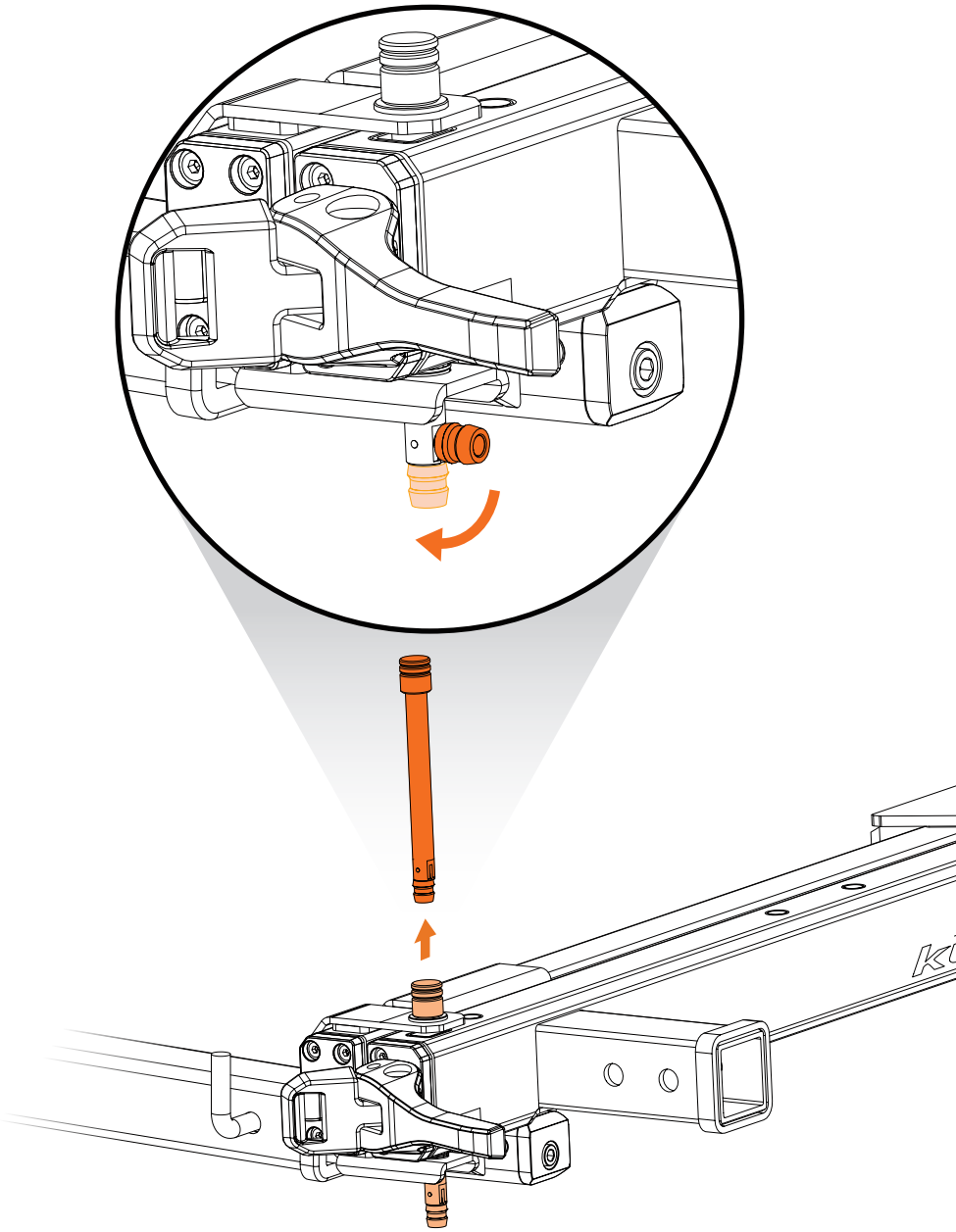
NOTICE

If you find your PIVOT™ XD lever difficult to latch, or too easy to unlatch, it may be necessary to adjust the clamping force. Using the provided 8mm allen tool, adjust the clamping force by slightly loosening or tightening the bolt located on the inside of the lever arm.

After adjustment, check that the lever opens and closes securely.

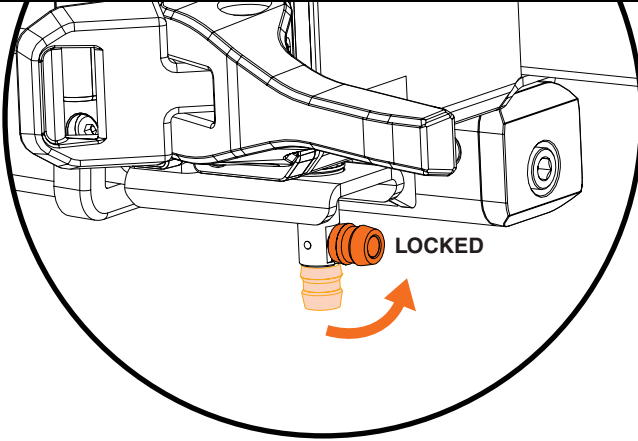


2 Align safety pin tab vertically and remove.

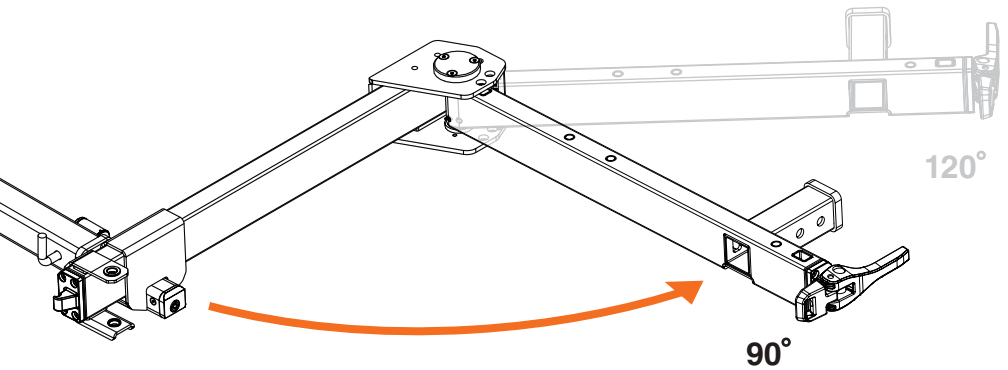


! WARNING

When closing the rack confirm that the safety pin is fully installed and the tab is rotated to the horizontal (locked) position.



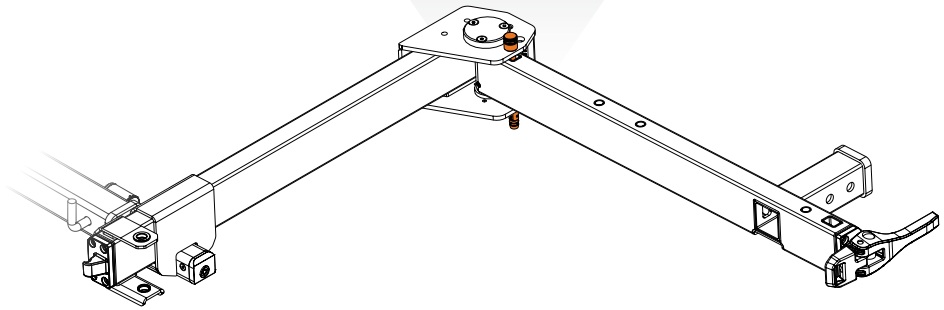
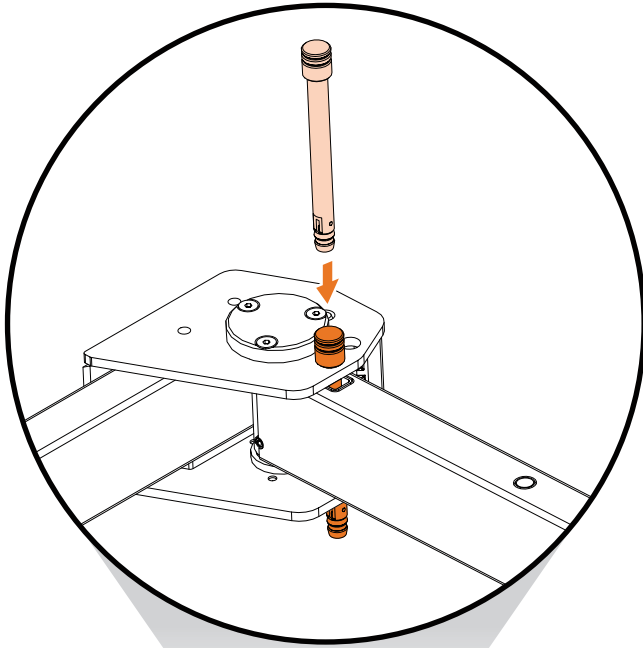
- 3 Pivot rack arm out to the desired angle: 90 or 120 degrees and secure with Rack Safety Pin.



! WARNING

Uncontrolled movement of the PIVOT™ arm can cause injury. Maintain (1) point of contact and avoid pinch points.

4 Secure with Rack Safety Pin.



NOTICE

Use caution when opening, 120 degree position may cause interference with vehicle.

NO WORRIES LIMITED WARRANTY

We stand behind our products, and our customer service reps are waiting to help you out if you have any problems with your product. Our limited warranty covers your purchase for life. You can review our limited warranty on our website or call customer service at the number below if you have questions or need a repair, replacement, refund, or a copy of the limited warranty.

www.kuat.com/warranty

Questions or comments?

Drop us an email or call us directly!

kuat.com | kuat.com/contact | [877.822.5828](tel:877.822.5828)

kuat[®]

1.877.822.5828
kuat.com/contact